



IN HARMONY WITH NATURE



Natural



Silent



Pleasant to touch



Acoustic insulation



Thermal insulation



Hypoallergenic



Waterproof



Cork flooring in roll



Quick and easy to install



Less joints



Low thickness



Ideal for renovation of spaces




Absorption of muscle tension and the impact when walking



Resilient, strong and durable



Diversified designs




Cork flooring in roll




Natural



Pleasant to touch




Thermal insulation




Waterproof



Acoustic insulation



Resilient, strong and durable




Hypoallergenic



Less Joints



Absorption of muscle tension and the impact when walking



Quick and easy to install



Ideal for renovation of spaces



Silent



Low thickness



## DECORATIVE - NATURALS



Grit



Lemon



Pear



Apple



Fig



Lime





In Roll  
5500X1400X3mm  
Others dimintions by request



Hypoallergenic



# TECHNICAL SPECIFICATIONS

Level of use	Standard	Unit	
Domestic	EN ISO 10874	Classe	 (a)
Commercial			 (b)

## General Properties (EN 12104)

Roll width	EN ISO 24341	mm	1400 (other widths under request)
Roll length	EN ISO 24341	m	≥5,5 (other lengths under request)
Thickness	EN ISO 24346	mm	3 ± 0,3
Mass per unit area	EN 430	g/m <sup>2</sup>	1650 ± 150
Apparent Density	EN 672	Kg/m <sup>3</sup>	500 ± 50
Dimensional Stability	EN ISO 23999	%	< 0,2
Flexibility	EN ISO 24344	mm	Ø10
Moisture content	EN 12105	%	2,5 - 6
Curling	EN ISO 23999	mm	≤ 6
Hardness	ISO 7619	Shore A	60

## Safety Properties (EN 14041)

Reaction to fire	EN 13501-1	Class	Cfls1 (without varnish)
Formaldehyde Emission	DIN EN 717-1	Class	E1 (no added formaldehyde)
PCP Content	CEN TR 14823 (ihd-W 409)	mg/kg	PCP free
Static Electrical Charge	EN 1815	kV	Antistatic

## Supplementary Properties

Impact sound reduction	ISO 10140-3	dB	17
Residual indentation	EN ISO 24343-1	mm	≤0,30
Thermal Resistance	EN 12667	m <sup>2</sup> .k/W	0,0413 (c)
Thermal Conductivity	EN 12667	W/m.K	0,0703
Light fastness	ISO 105-B02	Scale	<4 Colorless natural colors >6 Dark colors

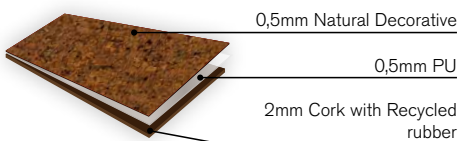
(a) On-site finishing with 1-2 coats of Bona Traffic HD or similar

(b) On-site finishing with 2-3 coats of Bona Traffic HD or similar

(c) Suitable for floor heating systems according to "German Federal Association Radiant Panel Heating"

**Nota:** technical specifications may be changed without previous notice

### COMPOSITION:





# INSTALLATION INSTRUCTIONS



## 1. Ideal installation conditions:

The sub floor must be well leveled.

The sub floor must be cleaned of dust, grease, paint or other materials that reduce the stickiness of adhesives to use

## 2. Necessary tools

snap-off knife, pencil, measuring tape, ruler, paint roller, paint tray, bucket

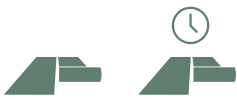


## 3. Atmosphere conditions of Storage and Installation

Temperature between 15°C and 25°C (59°F to 77°F)

Humidity/ moisture between 45% and 65%

Store rolls vertically on-site 48 hours prior to installation

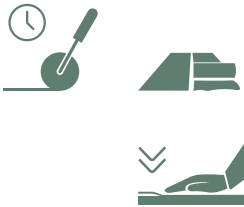


## 4. Unroll the rolls

After unrolling, wait a few minutes until cork returns to its flat shape



## 5. Make a marking with a pencil on the Sub-floor



## 6. Gluing

Lift half the roll length and apply glue, approximately 300g / m<sup>2</sup>

Glue the Corkoleum roll where it has already glue after ± 20 minutes

Lift the unglued Corkoleum roll and apply Glue

Glue the Corkoleum roll after ± 20 minutes

Use your hands to remove all air bubbles that can appear during bonding

### 6.1. Gluing Scheme



## 7. Clean all installation waste



## 8. Finishing

A finish coating should be applied 24 hours after floor installation

Apply varnish according to manufacturer's instructions

### 8.1. Finishing application Scheme

Apply the varnish crosswise (one horizontally and one vertically) thus, the second pass will cover any failure of the first pass

